



MERIDIAN® Live Mapping™ system with GALILEO™ Scanner

Simultaneous and continuous measuring for 360° accuracy.



PRECISION COLLISION REPAIRS START WITH

MERIDIAN[®]

CHIEF'S REVOLUTIONARY LIVE MAPPING™ MEASURING SYSTEM

The foundation of any quality repair is accurate measuring and Chief is dedicated to providing the equipment you need to get every job done right. Your customers rely on you for accurate and timely repairs. So, CHIEF engineers have used the best technology to deliver a Live Mapping™ system that's more accurate, more robust, and easier to use than any before. The completely redesigned GALILEO™ multi-point laser scanner combined with our all new real time measuring interface makes this system the industry's most accurate. Simply place the scanner under the vehicle, select the vehicle you are working on, place the targets where shown and you are ready to go.



MERIDIAN
LIVE MAPPING SYSTEM™

Get a real-time, Live-Mapping™ picture of every stage of the repair with MERIDIAN[®]. Hang targets once to get a multi-point, full picture measurement of the entire vehicle's damage for more accurate estimates. GALILEO™ locks in 45 pre-defined high-tech targets in real time. You can even measure out of level - so there's no need to tie up a frame rack - delivering precise reports faster, every time.

MERIDIAN[®] means faster frame measuring, better estimates and precision repairs. Find any hidden damage during the scan, make more inclusive repair plans, increase profit and reduce repeat visits. This proprietary software identifies incorrect pull set ups before they are made, preventing additional damage and speeding up the total repair process. Our exclusive best-in-class specification repair data ensures that vehicle measurements are up-to-date. CHIEF's measuring products are OEM-certified and report the exact condition of the vehicle frame before, during and after repairs. This provides the evidence of the total vehicle damage and the high quality of the finished repairs.

PRODUCTS, TRAINING and UNRIVALED SUPPORT.

NOTHING ELSE IS A

CHIEF[®]

INTRODUCING GALILEO™

CHIEF's NEW self-leveling multi-point laser scanner - delivering on the money reports each time, every time.

The new GALILEO™ scanner's robust construction features aerospace materials and thermal resistant technology for increased durability and long life, even in harsh shop environments. Its single-hub design delivers a 360° view, minimizing target blockage allowing for an even faster setup and large field of view.

GALILEO FEATURES:

- Dual processors for fast real-time data processing
- Advanced optical components for accurate readings under any lighting
- Gorilla Glass[®] for added scratch protection
- Built-in calibration check allowing for easy technician verification



HIGH POWERED LASER

The scanner utilizes high powered laser technology which insures outstanding performance. Its state-of-the-art optical path increases measurement length up to 5M.

STABLE, OUT OF LEVEL MEASURING TECHNOLOGY

The geospatial control system makes necessary adjustments providing precise measurements no matter what direction the scanner is tilted. Out of level measuring allows the system to be moved from a 2-post lift for blueprinting to a frame rack or bench for structural repair in minutes without complicated set up. The revolving assembly's special design creates a stable perfect plane.

CONSISTENT AND RELIABLE: IT OUT PERFORMS ALL OTHERS!

High resolution geospatial design and micro-rotational technology create precise, consistent speed while measuring and calculating more simultaneous reference points than any other system. High tech targets eliminate distortion and read all frame types delivering deadly accurate frame measurements each time, every time. GALILEO™ can be left in place during repairs to monitor dimensional changes AS THEY OCCUR for faster, higher-quality repairs. There is never a need to recalibrate after every pull.

EASY-TO-USE OPERATION

1. Position the GALILEO™ scanner under the vehicle
2. Pull up detailed frame specifications for the vehicle being repaired
3. Hang the attachments and targets as instructed by the MERIDIAN[®] tutorial
4. Watch as MERIDIAN[®] shows you not only where the vehicle frame is out of alignment but also by how much and in what direction.



MERIDIAN® STEEL CABINET WORKSTATION

CHIEF's computerized measuring tools are far and away the most sophisticated, yet simple to learn and operate system available in the industry today.

Lockable Steel Cabinet Workstation

- Durable, powder-coated frame structure
- Secure body scanner storage drawer
- Lockable - secure computer and printer cabinet storage
- Two rotating casters and two fixed casters
- Complete 110-volt or 220-volt system



Software

- Exclusive CHIEF software that is quick and easy to navigate
- On-screen photos of recommended targets and attachments, and where they should be placed
- Comparative SAI and Caster measurements
- Automatically calculates for removed components
- Incorporate your company logo into printout design
- Includes FREE interactive help and tutorial



Hole Attachments and Clips

- Magnetic hole attachments for fast and easy positioning
- Wide array of sizes from 10mm-25mm

Bolt Attachments and Clips

- Magnetic bolt attachments ranging from 10mm-25mm
- Threaded bolt attachments ranging from 10mm-32mm
- Metal clip attachments ranging from 10mm-35mm

Dual, High-Definition Flat Screen Monitors

The secondary web enabled monitor can run an estimating system or access your OEM repair procedures - technicians never have to leave the bay!



Targets

- 45 individual bar-coded reflective targets for simultaneous multiple-point measuring
- Sleek design and variable lengths allow for easy viewing of multiple targets...even on large pick-ups and SUVs
- Protective end caps help prevent damage for prolonged life



Target Extensions

Handy extensions attach to your existing targets, making them longer and allowing you to measure around underbody obstructions.

Part #798440

Laser Body Scanner Storage

Easy-to-reach drawer securely stores scanner protecting it when not in use.



Real-Time Measuring with Upper Body Bar Package

Measure the vehicle's strut towers and frame at the same time during pulls for higher-quality and faster repairs.

- Measure SAI and Caster
- Strut towers and fender bolts
- Generate comparison measurements for roof when optional extensions are used
- Generate comparison measurements for deck lid openings
- Generate comparison suspension angles when ball joints and strut towers are being measured

Part #788013D



Computer

- Windows 10 Professional Edition / Required
- Heavy-duty CPU with Extreme Graphics, DVD player and 6-Channel high-output audio system
- Hyper-threading feature allows multiple programs to run simultaneously without slowing either program
- Stored safely in cabinet bottom
- Integrated Wi-Fi and BLUETOOTH functions

Color Printer

- High-speed, high-resolution color printer is stored in cabinet bottom

Customize your measuring system into a comprehensive vehicle repair center. Optional innovative software and accessories quickly measure and document the dimensional condition of frames, body openings, and upper body openings. Create print documentation for customers and insurance companies of the high quality of your repairs.


AUTOSCAN

Profit-Boosting Software

Chief's AutoScan® and Estimator Pro-V® software, which provide more revenue generating opportunities that customers will appreciate and that will save considerable time during the front-end inspection and estimating process.

Precision Specifications


MERIDIAN uses Chief Thunderbolt specs, which feature frame data for thousands of domestic and import cars and trucks from the present back to 1994, as well as Upper Body Opening data including doors, windows, hatches and strut towers. Chief specs have more vehicles than anyone else, and measures every vehicle personally with frame anchored and the suspension unloaded to provide you with "real world" accuracy other specs can't match.



Intelli-Tape™


This optional system allows you to quickly measure body openings and point-to-point distances. This data is wirelessly transmitted to your system, instantly populating the correct fields and enabling you to produce printed color documentation of your findings.

Part #787071



E-Access® On-Line Tech Support


E-Access® allows you to contact Chief's Tech Support team whenever you need assistance. Our experienced tech's can help you work through tough repair questions and can even take over your system, if asked to, to help you make sure the repairs are right the first time.



Rear Wheel Tracking Gauge

Check and verify rear wheel tracking, offset, toe and length from body zero line. Measurements are automatically displayed on your monitor screen, and helps find and correct alignment issues before reassembly.

Part #702210



Absolute Proof

Reinforce trust between you and insurance providers and generate more insurance-related business for your shop. Final inspection reports prove repairs were needed and returned the vehicle to pre-collision condition. This proof of high-quality repairs generates more repeat and referral business.

CHIEF TRUSCAN™

LIVE MAPPING™ MEASURING SYSTEM
FAST SET UP. EASY TO OPERATE.

ACCURATE AND AFFORDABLE

All the capabilities you need, at a price that will make you wonder why you've waited so long. Spend less time training and more time making money with this accurate and affordable system. TRUSCAN™ integrates the precision of the NEW GALILEO™ laser scanner with LIVE computerized measuring for unmatched accuracy in collision repair and analysis before, during and after repairs.

MEASURE LIVE DURING REPAIR


GALILEO™ can be left in place during LIVE repairs continuously monitoring entire vehicle during changes AS THEY OCCUR for increased speed and accuracy. No more pulling and measuring, then pulling again. This laser technology is never affected by outside influences like noise, air movement or light. The result is the most precise and accurate measuring available.

INDIVIDUALLY CODED TARGETS

Chief targets use time tested scan technology and eliminate any distortion caused if the target is slightly angled. Recessed faces help prevent damage for prolonged life.

PRECISION SPECS

TRUSCAN™ uses OEM-certified Thunderbolt™ specs, which feature frame data for thousands of domestic and import cars and trucks from present back to 1994, as well as Upper Body Opening data including doors, windows, hatches and strut towers. TRUSCAN's final report illustrates needed work was completed properly, proves vehicle has been returned to pre-collision condition and reinforces the trust between your shop and the insurance provider.



TRUSCAN EQUIPMENT PACKAGE



Steel Cabinet Workstation

Durable, powder-coated baked finish
High-definition flat-screen monitor
Two rotating casters and fixed casters
Complete 110-volt or 220-volt system



Computer

Windows® 10 Professional Edition

Printer

High-resolution color printer



Scanner shown on cabinet shelf

Body Scanner With Frame Tray

Compact design reduces target blockage and improves line-of-sight, allowing more reference points to be measured



Targets

32 individual bar-coded reflective targets for simultaneous multiple-point measuring
Recessed faces for protection

Bolt Attachments / Clips

Metal style attachments
Clip-on bolt heads ranging in size from 10mm to 35mm



Hole Attachments / Clips

58 aluminum snap-in attachments ranging in size from 10mm to 32mm
Side hole clips ranging in size from 23mm to 35mm

Software

One-touch movements
X-measurements can be made with one mouse click
On-screen photos of attachment placement
Comparative SAI and caster measurements
Calculates for removed components
Color reports to show measurements before, during and after repairs
Your company logo can be incorporated into documents
Interactive help and tutorial

Literature

Users Manual, Parts Manual, Basic Training Manual
Manuals for computer, printer and Microsoft® Windows
Available on CD

TRUSCAN OPTIONAL ACCESSORIES

Upper Body Bar with Stabilizer

Measure the vehicle roof, trunk, or even two strut towers at once. Included stabilizer eliminates out-of-level/sway issues for accurate readings every time.

Part No. 788452



Vertical Scale Assembly

Attaches to the Upper Body Bar to allow measurement of vehicles with tall strut and/or underhood areas.

Part No. 797786



Target Weight Assembly

Attach directly to the bottom of your targets to eliminate target sway.


Part No. 792024



Drawer 4 Targets

Allows measurements on the vehicle frame – even the biggest pickups and SUVs.


Part No. 799535



Target Extensions

Handy extensions attach to your existing targets, making them longer and allowing you to measure around underbody obstructions.


Part No. 798440



Vertical Surface Attachment

Allows you to make comparative vertical measurements on upper body openings like doors and windows.

Part No. 799811



Intelli-Tape

Quickly and accurately record and transmit upper body and point-to-point measurements. Measures underhood points, doors, windows, hatches, trunks and much more.

Part No. 787071



COMPUTERIZED MEASURING

FRAME MACHINES

VEHICLE DATA

ALUMINUM REPAIR

WELDING

FIXTURE and HOLDING

BODY SHOP TOOLS

WHEEL ALIGNMENT



CHIEF offers the most extensive line of collision repair equipment. Combine that with our vehicle specifications and CHIEF University's training curriculum - why would you go anywhere else?

We offer everything you need for today's repairs and tomorrow's.



Ready to get started?

To learn more about how our equipment can prepare you for the next generation of collision repair, plus boost your efficiency (and profits), contact your local Chief distributor.

Call 800-445-9262 or visit us online at chieftechnology.com.

©2024 VEHICLE SERVICE GROUP®

Printed in the U.S.A. All Rights Reserved. Unless otherwise indicated, CHIEF® COLLISION TECHNOLOGY, VEHICLE SERVICE GROUP®, DOVER and all other trademarks are property of the Dover Corporation and its affiliates. CHIEF® COLLISION TECHNOLOGY reserves the right to alter product specifications and/or package components without notice, excluding changes to components subject to FCC & IC regulations.

CHIEF MEASURING 01/24

